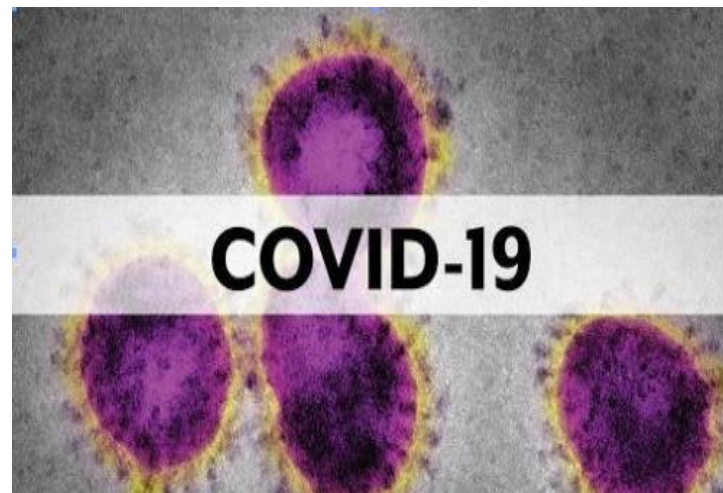


Dirección Regional de Salud Piura Oficina de Epidemiología



Sala de Situación Covid-19 en Piura

Semana Epidemiológica N.º 05 -2021
(Al 02 de Febrero)



68,172

**¡PIURANOS VENCIERON
EL CORONAVIRUS!**

*Ellos se encuentran en etapa de recuperación
y aislamiento domiciliario; Asimismo se realiza
seguimiento de su evolución.*

**ALTAS
HOSPITALARIAS
7,994**

**RECUPERADOS:
EXTRAHOSPITALARIOS
60,178**

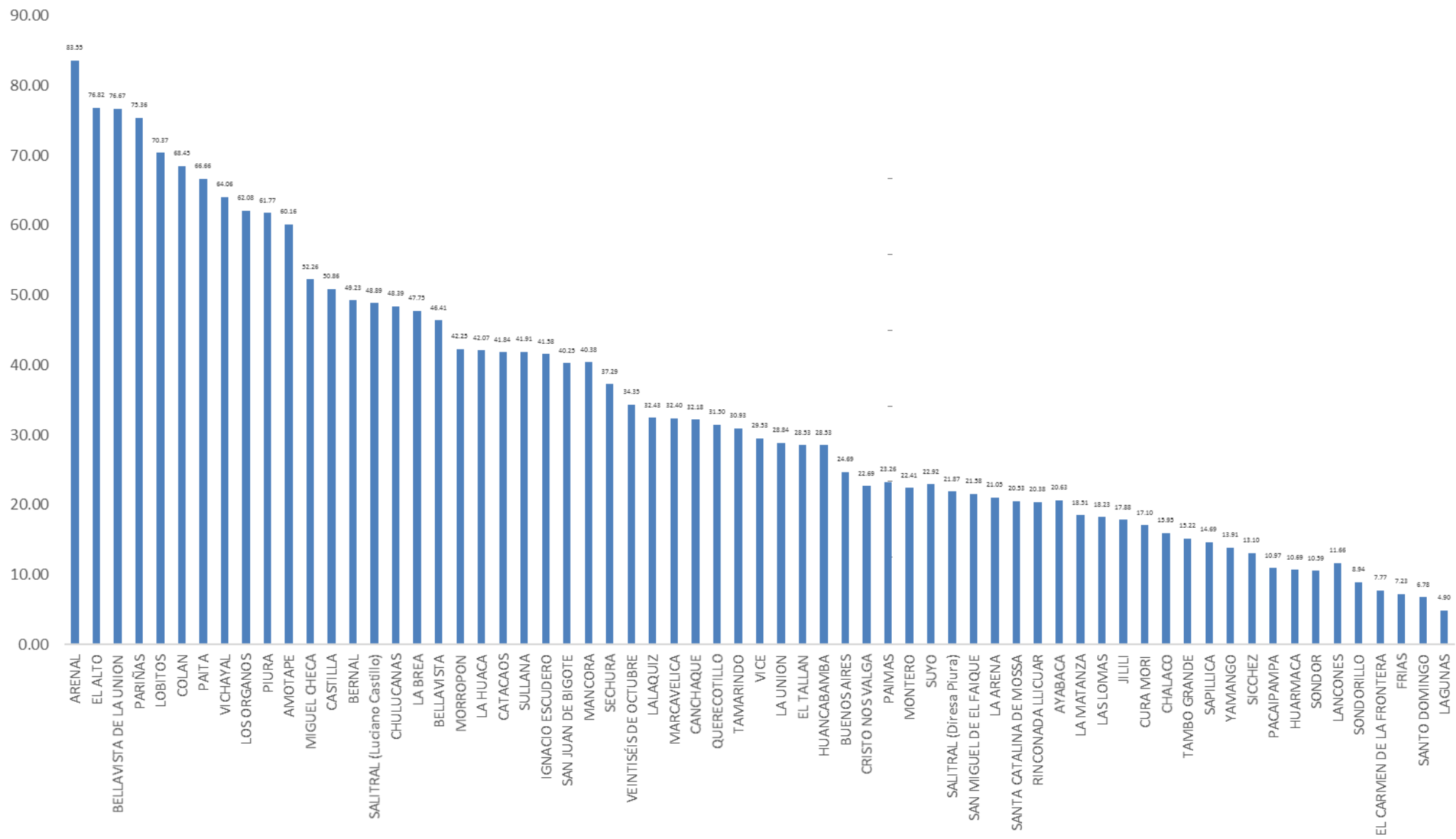
Tasa de Incidencia Acumulada de Casos Confirmados de COVID-19 según distritos Piura 2020-2021

| Distrito Residencia | T.I.A |
|-----------------------------|-------|
| ARENAL | 83.55 |
| EL ALTO | 76.82 |
| BELLAVISTA DE LA UNION | 76.67 |
| PARIÑAS | 75.36 |
| LOBITOS | 70.37 |
| COLAN | 68.45 |
| PAITA | 66.66 |
| VICHAYAL | 64.06 |
| LOS ORGANOS | 62.08 |
| PIURA | 61.77 |
| AMOTAPE | 60.16 |
| MIGUEL CHECA | 52.26 |
| CASTILLA | 50.86 |
| BERNAL | 49.23 |
| SALITRAL (Luciano Castillo) | 48.89 |
| CHULUCANAS | 48.39 |
| LA BREA | 47.75 |
| BELLAVISTA | 46.41 |
| MORROPON | 42.25 |
| LA HUACA | 42.07 |
| CATACAOS | 41.84 |
| SULLANA | 41.91 |
| IGNACIO ESCUDERO | 41.58 |
| SAN JUAN DE BIGOTE | 40.25 |
| MANCORA | 40.38 |
| SECHURA | 37.29 |
| VEINTISÉIS DE OCTUBRE | 34.35 |
| LALAQUIZ | 32.43 |
| MARCAVELICA | 32.40 |
| CANCHAQUE | 32.18 |
| QUERECOTILLO | 31.50 |
| TAMARINDO | 30.93 |
| VICE | 29.53 |

| Distrito Residencia | T.I.A |
|---------------------------|--------------|
| LA UNION | 28.84 |
| EL TALLAN | 28.53 |
| HUANCABAMBA | 28.53 |
| BUENOS AIRES | 24.69 |
| CRISTO NOS VALGA | 22.69 |
| PAIMAS | 23.26 |
| MONTERO | 22.41 |
| SUYO | 22.92 |
| SALITRAL (Diresa Piura) | 21.87 |
| SAN MIGUEL DE EL FAIQUE | 21.58 |
| LA ARENA | 21.05 |
| SANTA CATALINA DE MOSSA | 20.53 |
| RINCONADA LLICUAR | 20.38 |
| AYABACA | 20.63 |
| LA MATANZA | 18.51 |
| LAS LOMAS | 18.23 |
| JILILI | 17.88 |
| CURA MORI | 17.10 |
| CHALACO | 15.95 |
| TAMBO GRANDE | 15.22 |
| SAPILICA | 14.69 |
| YAMANGO | 13.91 |
| SICCHEZ | 13.10 |
| PACAIPAMPA | 10.97 |
| HUARMACA | 10.69 |
| SONDOR | 10.59 |
| LANCONES | 11.66 |
| SONDORILLO | 8.94 |
| EL CARMEN DE LA FRONTERA | 7.77 |
| FRIAS | 7.23 |
| SANTO DOMINGO | 6.78 |
| LAGUNAS | 4.90 |
| Departamento Piura | 39.60 |

X1000 Habitantes

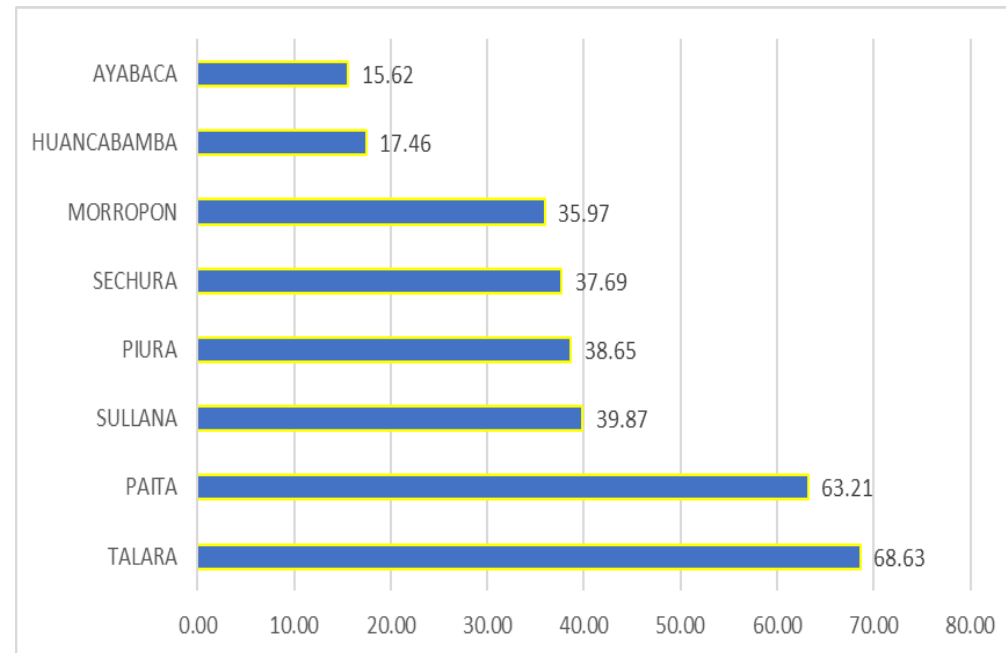
Tasa de Incidencia Acumulada de Casos Confirmados de COVID-19 según distritos Piura 2020-2021



Tasa de Incidencia Acumulada de casos confirmados de COVID-19 según provincias Piura – 2020-2021

| PROVINCIA | T.I.A |
|---------------------------|--------------|
| TALARA | 68.63 |
| PAITA | 63.21 |
| SULLANA | 39.87 |
| PIURA | 38.65 |
| SECHURA | 37.69 |
| MORROPON | 35.97 |
| HUANCABAMBA | 17.46 |
| AYABACA | 15.62 |
| Departamento Piura | 39.60 |

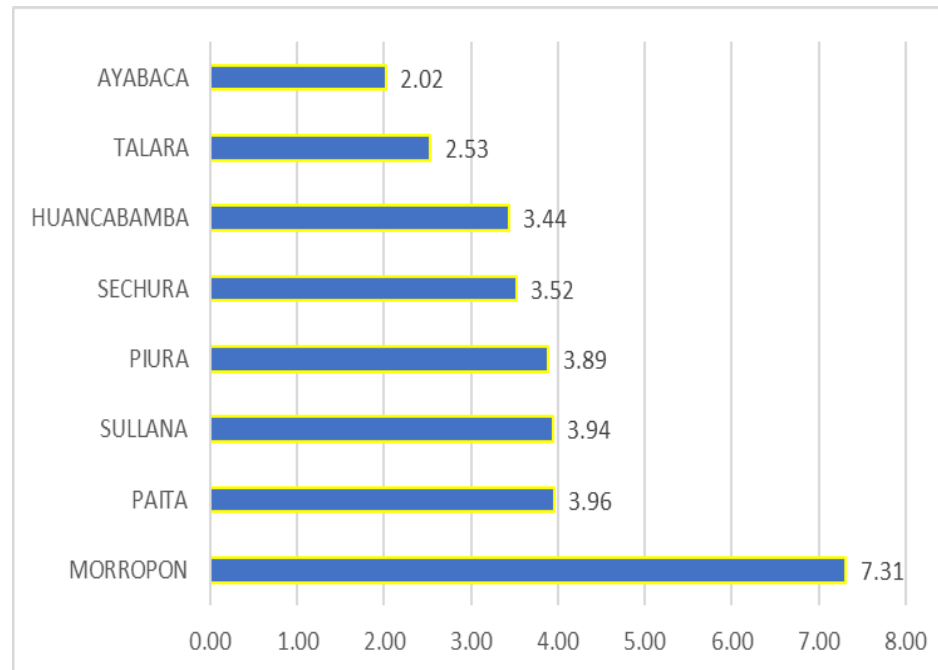
x1000 habitantes



Letalidad de Casos Confirmados de COVID-19 según Provincias Piura 2020-2021

| Provincia | Letalidad |
|----------------------|-------------|
| MORROPON | 7.31 |
| PAITA | 3.96 |
| SULLANA | 3.94 |
| PIURA | 3.89 |
| SECHURA | 3.52 |
| HUANCABAMBA | 3.44 |
| TALARA | 2.53 |
| AYABACA | 2.02 |
| Otros Departamentos | 3.92 |
| Total general | 3.92 |

x100 habitantes



Porcentaje de positividad de muestras procesadas por COVID-19 según distritos Piura – 2020 - 2021*

| Distrito Residencia | Pruebas Positivas | Pruebas Negativas | Total de Pruebas | % |
|------------------------|-------------------|-------------------|------------------|-------|
| PARIÑAS | 7542 | 1145 | 8687 | 86.82 |
| PAITA | 6860 | 1794 | 8654 | 79.27 |
| SULLANA | 8245 | 2568 | 10813 | 76.25 |
| BELLAVISTA | 1969 | 836 | 2805 | 70.20 |
| CHULUCANAS | 4106 | 1812 | 5918 | 69.38 |
| CATACAOS | 3375 | 1636 | 5011 | 67.35 |
| MARCAVELICA | 1043 | 610 | 1653 | 63.10 |
| IGNACIO ESCUDERO | 926 | 573 | 1499 | 61.77 |
| COLAN | 949 | 669 | 1618 | 58.65 |
| QUERECOTILLO | 888 | 648 | 1536 | 57.81 |
| VEINTISÉIS DE OCTUBR | 5745 | 4247 | 9992 | 57.50 |
| LOS ORGANOS | 652 | 531 | 1183 | 55.11 |
| HUANCABAMBA | 962 | 809 | 1771 | 54.32 |
| PIURA | 10410 | 8975 | 19385 | 53.70 |
| EL ALTO | 603 | 526 | 1129 | 53.41 |
| TAMBO GRANDE | 2007 | 1787 | 3794 | 52.90 |
| LA BREA | 631 | 566 | 1197 | 52.72 |
| CASTILLA | 8099 | 7436 | 15535 | 52.13 |
| LA HUACA | 549 | 518 | 1067 | 51.45 |
| AYABACA | 876 | 827 | 1703 | 51.44 |
| MANCORA | 580 | 551 | 1131 | 51.28 |
| LA ARENA | 875 | 836 | 1711 | 51.14 |
| HUARMACA | 486 | 479 | 965 | 50.36 |
| MIGUEL CHECA | 502 | 505 | 1007 | 49.85 |
| LAS LOMAS | 541 | 605 | 1146 | 47.21 |
| LA UNION | 1294 | 1537 | 2831 | 45.71 |
| SALITRAL (Luciano Casl | 364 | 476 | 840 | 43.33 |
| BERNAL | 398 | 522 | 920 | 43.26 |
| VICHAYAL | 341 | 454 | 795 | 42.89 |
| PACAIPAMPA | 299 | 418 | 717 | 41.70 |
| MORROPON | 665 | 946 | 1611 | 41.28 |
| SECHURA | 1767 | 2602 | 4369 | 40.44 |
| SAN JUAN DE BIGOTE | 294 | 483 | 777 | 37.84 |

| Distrito Residencia | Pruebas Positivas | Pruebas Negativas | Total de Pruebas | % |
|----------------------------|-------------------|-------------------|------------------|--------------|
| BELLAVISTA DE LA UNI | 367 | 607 | 974 | 37.68 |
| CANCHAQUE | 295 | 509 | 804 | 36.69 |
| PAIMAS | 265 | 460 | 725 | 36.55 |
| VICE | 459 | 899 | 1358 | 33.80 |
| BUENOS AIRES | 221 | 480 | 701 | 31.53 |
| FRIAS | 193 | 422 | 615 | 31.38 |
| SAPILICA | 197 | 434 | 631 | 31.22 |
| CURA MORI | 352 | 784 | 1136 | 30.99 |
| LA MATANZA | 262 | 585 | 847 | 30.93 |
| SALITRAL (Diresa Piura | 205 | 488 | 693 | 29.58 |
| SAN MIGUEL DE EL FAI | 215 | 513 | 728 | 29.53 |
| LANCONES | 172 | 421 | 593 | 29.01 |
| TAMARINDO | 158 | 392 | 550 | 28.73 |
| AMOTAPE | 156 | 405 | 561 | 27.81 |
| YAMANGO | 148 | 398 | 546 | 27.11 |
| CHALACO | 160 | 449 | 609 | 26.27 |
| MONTERO | 167 | 475 | 642 | 26.01 |
| SUYO | 312 | 915 | 1227 | 25.43 |
| LALAKUIZ | 167 | 495 | 662 | 25.23 |
| LOBITOS | 128 | 423 | 551 | 23.23 |
| EL CARMEN DE LA FRO | 119 | 403 | 522 | 22.80 |
| SONDOR | 100 | 402 | 502 | 19.92 |
| EL TALLAN | 156 | 629 | 785 | 19.87 |
| SONDORILLO | 106 | 433 | 539 | 19.67 |
| ARENAL | 95 | 416 | 511 | 18.59 |
| SANTA CATALINA DE M | 94 | 459 | 553 | 17.00 |
| CRISTO NOS VALGA | 97 | 557 | 654 | 14.83 |
| RINCONADA LLICUAR | 71 | 445 | 516 | 13.76 |
| JILILI | 55 | 406 | 461 | 11.93 |
| SANTO DOMINGO | 55 | 419 | 474 | 11.60 |
| LAGUNAS | 39 | 386 | 425 | 9.18 |
| SICCHEZ | 28 | 387 | 415 | 6.75 |
| Otros Departamentos | 637 | 755 | 1392 | 45.76 |
| Total general | 81094 | 65578 | 146672 | 55.29 |

Letalidad de Casos Confirmados de COVID-19 según distritos Piura 2020-2021

| Distrito de Residencia | Letalidad |
|-------------------------|-----------|
| LA MATANZA | 10.31 |
| CHULUCANAS | 8.65 |
| BUENOS AIRES | 8.60 |
| SICCHEZ | 7.14 |
| LAS LOMAS | 6.28 |
| MANCORA | 5.69 |
| TAMBO GRANDE | 5.68 |
| RINCONADA LLICUAR | 5.63 |
| SALITRAL (Diresa Piura) | 5.37 |
| PIURA | 4.81 |
| BELLAVISTA | 4.62 |
| AMOTAPE | 4.49 |
| TAMARINDO | 4.43 |
| SECHURA | 4.30 |
| IGNACIO ESCUDERO | 4.21 |
| MORROPON | 4.21 |
| LA HUACA | 4.19 |
| VICHAYAL | 4.11 |
| QUERECOTILLO | 4.05 |
| PAITA | 3.98 |
| CURA MORI | 3.98 |
| SULLANA | 3.95 |
| LOBITOS | 3.91 |
| LOS ORGANOS | 3.83 |
| COLAN | 3.79 |
| HUANCABAMBA | 3.74 |
| SAN MIGUEL DE EL FAIQUE | 3.72 |
| EL ALTO | 3.65 |
| JILILI | 3.64 |
| VEINTISÉIS DE OCTUBRE | 3.60 |
| LALAQUIZ | 3.59 |
| LA ARENA | 3.54 |

| Distrito de Residencia | Letalidad |
|-----------------------------|-------------|
| HUARMACA | 3.50 |
| MARCAVELICA | 3.45 |
| SAN JUAN DE BIGOTE | 3.40 |
| CANCHAQUE | 3.39 |
| EL TALLAN | 3.21 |
| CASTILLA | 3.12 |
| SALITRAL (Luciano Castillo) | 3.02 |
| BERNAL | 3.02 |
| SONDOR | 3.00 |
| MONTERO | 2.99 |
| MIGUEL CHECA | 2.99 |
| LA UNION | 2.86 |
| SONDORILLO | 2.83 |
| PAIMAS | 2.64 |
| SAPILICA | 2.54 |
| CATACAOS | 2.40 |
| VICE | 2.40 |
| LA BREA | 2.38 |
| PACAIPAMPA | 2.34 |
| SUYO | 2.24 |
| PARIÑAS | 2.08 |
| YAMANGO | 2.03 |
| BELLAVISTA DE LA UNION | 1.91 |
| CHALACO | 1.88 |
| FRIAS | 1.55 |
| AYABACA | 1.26 |
| LANCONES | 1.16 |
| SANTA CATALINA DE MOSSA | 1.06 |
| CRISTO NOS VALGA | 1.03 |
| EL CARMEN DE LA FRONTERA | 0.84 |
| Otros Departamentos | 3.92 |
| Departamento Piura | 3.92 |

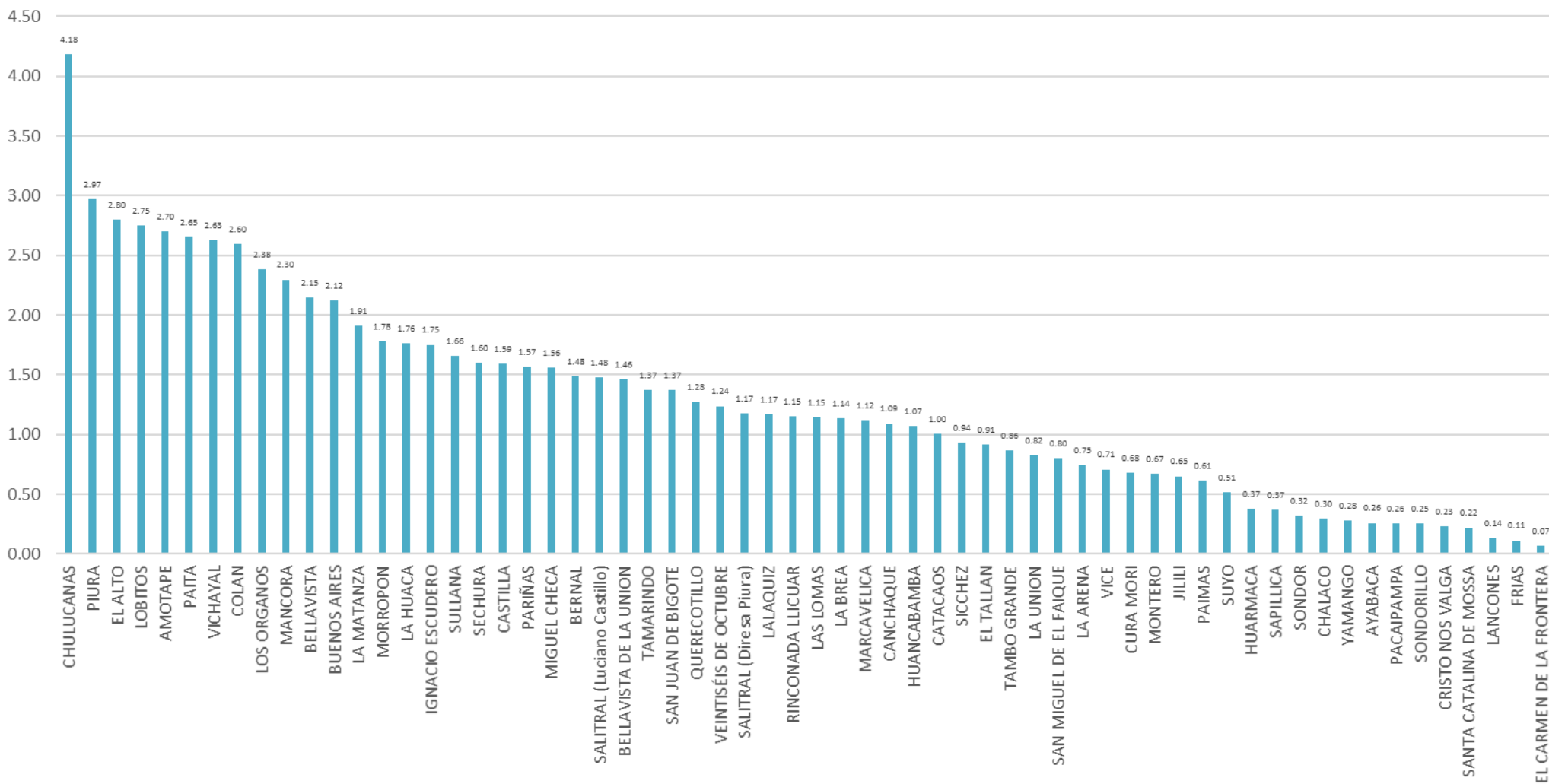
x100 habitantes

Tasa de Mortalidad de COVID-19 según distritos Piura 2020-2021

| Distrito de Residencia | Mortalidad | Distrito de Residencia | Mortalidad |
|-----------------------------|------------|---------------------------|-------------|
| CHULUCANAS | 4.18 | LA BREA | 1.14 |
| PIURA | 2.97 | MARCAVELICA | 1.12 |
| EL ALTO | 2.80 | CANCHAQUE | 1.09 |
| LOBITOS | 2.75 | HUANCABAMBA | 1.07 |
| AMOTAPE | 2.70 | CATACAOS | 1.00 |
| PAITA | 2.65 | SICCHEZ | 0.94 |
| VICHAYAL | 2.63 | EL TALLAN | 0.91 |
| COLAN | 2.60 | TAMBO GRANDE | 0.86 |
| LOS ORGANOS | 2.38 | LA UNION | 0.82 |
| MANCORA | 2.30 | SAN MIGUEL DE EL FAIQUE | 0.80 |
| BELLAVISTA | 2.15 | LA ARENA | 0.75 |
| BUENOS AIRES | 2.12 | VICE | 0.71 |
| LA MATANZA | 1.91 | CURA MORI | 0.68 |
| MORROPON | 1.78 | MONTERO | 0.67 |
| LA HUACA | 1.76 | JILILI | 0.65 |
| IGNACIO ESCUDERO | 1.75 | PAIMAS | 0.61 |
| SULLANA | 1.66 | SUYO | 0.51 |
| SECHURA | 1.60 | HUARMACA | 0.37 |
| CASTILLA | 1.59 | SAPILICA | 0.37 |
| PARIÑAS | 1.57 | SONDOR | 0.32 |
| MIGUEL CHECA | 1.56 | CHALACO | 0.30 |
| BERNAL | 1.48 | YAMANGO | 0.28 |
| SALITRAL (Luciano Castillo) | 1.48 | AYABACA | 0.26 |
| BELLAVISTA DE LA UNION | 1.46 | PACAIPAMPA | 0.26 |
| TAMARINDO | 1.37 | SONDORILLO | 0.25 |
| SAN JUAN DE BIGOTE | 1.37 | CRISTO NOS VALGA | 0.23 |
| QUERECOTILLO | 1.28 | SANTA CATALINA DE MOSSA | 0.22 |
| VEINTISÉIS DE OCTUBRE | 1.24 | LANCONES | 0.14 |
| SALITRAL (Diresa Piura) | 1.17 | FRIAS | 0.11 |
| LALAQUIZ | 1.17 | EL CARMEN DE LA FRONTERA | 0.07 |
| RINCONADA LLICUAR | 1.15 | | |
| LAS LOMAS | 1.15 | | |
| | | Departamento Piura | 1.55 |

x1000 habitantes

Tasa de Mortalidad de Casos Confirmados de COVID-19 según distritos Piura 2020-2021



Casos Confirmados COVID-19 según distritos - Piura 2020-2021

| Distrito Residencia | Sintomáticos | Asintomáticos | Casos Confirmados | % |
|-----------------------------|--------------|---------------|-------------------|-------|
| PIURA | 6051 | 4359 | 10410 | 12.84 |
| SULLANA | 5547 | 2698 | 8245 | 10.17 |
| CASTILLA | 4765 | 3334 | 8099 | 9.99 |
| PARIÑAS | 3000 | 4542 | 7542 | 9.30 |
| PAITA | 3995 | 2865 | 6860 | 8.46 |
| VEINTISÉIS DE OCTUBRE | 3284 | 2461 | 5745 | 7.08 |
| CHULUCANAS | 2628 | 1478 | 4106 | 5.06 |
| CATACAOS | 1667 | 1708 | 3375 | 4.16 |
| TAMBO GRANDE | 1484 | 523 | 2007 | 2.47 |
| BELLAVISTA | 1293 | 676 | 1969 | 2.43 |
| SECHURA | 758 | 1009 | 1767 | 2.18 |
| LA UNION | 653 | 641 | 1294 | 1.60 |
| MARCAVELICA | 757 | 286 | 1043 | 1.29 |
| HUANCA BAMBAMBA | 370 | 592 | 962 | 1.19 |
| COLAN | 780 | 169 | 949 | 1.17 |
| IGNACIO ESCUDERO | 757 | 169 | 926 | 1.14 |
| QUERECOTILLO | 658 | 230 | 888 | 1.10 |
| AYABACA | 466 | 410 | 876 | 1.08 |
| LA ARENA | 537 | 338 | 875 | 1.08 |
| MORROPON | 336 | 329 | 665 | 0.82 |
| LOS ORGANOS | 497 | 155 | 652 | 0.80 |
| LA BREA | 340 | 291 | 631 | 0.78 |
| EL ALTO | 345 | 258 | 603 | 0.74 |
| MANCORA | 438 | 142 | 580 | 0.72 |
| LA HUACA | 461 | 88 | 549 | 0.68 |
| LAS LOMAS | 344 | 197 | 541 | 0.67 |
| MIGUEL CHECA | 384 | 118 | 502 | 0.62 |
| HUARMACA | 138 | 348 | 486 | 0.60 |
| VICE | 175 | 284 | 459 | 0.57 |
| BERNAL | 195 | 203 | 398 | 0.49 |
| BELLAVISTA DE LA UNION | 186 | 181 | 367 | 0.45 |
| SALITRAL (Luciano Castillo) | 254 | 110 | 364 | 0.45 |
| CURA MORI | 179 | 173 | 352 | 0.43 |

| Distrito Residencia | Sintomáticos | Asintomáticos | Casos Confirmados | % |
|--------------------------|--------------|---------------|-------------------|---------------|
| VICHAYAL | 187 | 154 | 341 | 0.42 |
| SUYO | 211 | 101 | 312 | 0.38 |
| PACAIPAMPA | 153 | 146 | 299 | 0.37 |
| CANCHAQUE | 181 | 114 | 295 | 0.36 |
| SAN JUAN DE BIGOTE | 159 | 135 | 294 | 0.36 |
| PAIMAS | 208 | 57 | 265 | 0.33 |
| LA MATANZA | 140 | 122 | 262 | 0.32 |
| BUENOS AIRES | 100 | 121 | 221 | 0.27 |
| SAN MIGUEL DE EL FAIQUE | 83 | 132 | 215 | 0.27 |
| SALITRAL (Diresa Piura) | 96 | 109 | 205 | 0.25 |
| SAPILICA | 124 | 73 | 197 | 0.24 |
| FRIAS | 80 | 113 | 193 | 0.24 |
| LANCONES | 110 | 62 | 172 | 0.21 |
| LALAQUIZ | 91 | 76 | 167 | 0.21 |
| MONTERO | 89 | 78 | 167 | 0.21 |
| CHALACO | 40 | 120 | 160 | 0.20 |
| TAMARINDO | 126 | 32 | 158 | 0.19 |
| AMOTAPE | 151 | 5 | 156 | 0.19 |
| EL TALLAN | 138 | 18 | 156 | 0.19 |
| YAMANGO | 58 | 90 | 148 | 0.18 |
| LOBITOS | 74 | 54 | 128 | 0.16 |
| EL CARMEN DE LA FRONTERA | 43 | 76 | 119 | 0.15 |
| SONDORILLO | 34 | 72 | 106 | 0.13 |
| SONDOR | 63 | 37 | 100 | 0.12 |
| CRISTO NOS VALGA | 38 | 59 | 97 | 0.12 |
| ARENAL | 46 | 49 | 95 | 0.12 |
| SANTA CATALINA DE MOSSA | 18 | 76 | 94 | 0.12 |
| RINCONADA LLICUAR | 44 | 27 | 71 | 0.09 |
| JILILI | 23 | 32 | 55 | 0.07 |
| SANTO DOMINGO | 19 | 36 | 55 | 0.07 |
| LAGUNAS | 24 | 15 | 39 | 0.05 |
| SICCHEZ | 15 | 13 | 28 | 0.03 |
| Otros Departamentos | 257 | 380 | 637 | 0.79 |
| Total general | 46945 | 34149 | 81094 | 100.00 |

Defunciones Confirmados COVID-19 según distritos - Piura 2020-2021

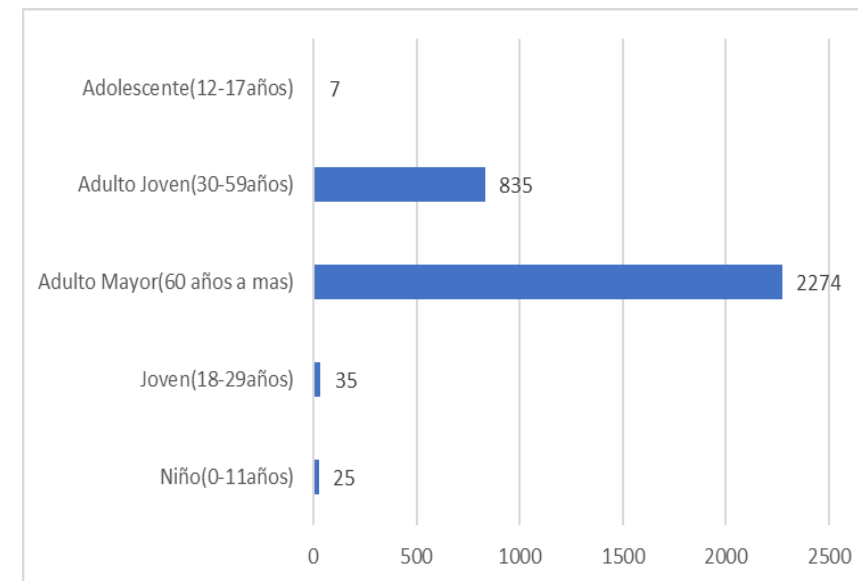
| Distrito de Residencia | Defunciones | Letalidad |
|-------------------------|-------------|-----------|
| LA MATANZA | 27 | 10.31 |
| CHULUCANAS | 355 | 8.65 |
| BUENOS AIRES | 19 | 8.60 |
| SICCHEZ | 2 | 7.14 |
| LAS LOMAS | 34 | 6.28 |
| MANCORA | 33 | 5.69 |
| TAMBO GRANDE | 114 | 5.68 |
| RINCONADA LLICUAR | 4 | 5.63 |
| SALITRAL (Diresa Piura) | 11 | 5.37 |
| PIURA | 501 | 4.81 |
| BELLAVISTA | 91 | 4.62 |
| AMOTAPE | 7 | 4.49 |
| TAMARINDO | 7 | 4.43 |
| SECHURA | 76 | 4.30 |
| IGNACIO ESCUDERO | 39 | 4.21 |
| MORROPON | 28 | 4.21 |
| LA HUACA | 23 | 4.19 |
| VICHAYAL | 14 | 4.11 |
| QUERECOTILLO | 36 | 4.05 |
| PAITA | 273 | 3.98 |
| CURA MORI | 14 | 3.98 |
| SULLANA | 326 | 3.95 |
| LOBITOS | 5 | 3.91 |
| LOS ORGANOS | 25 | 3.83 |
| COLAN | 36 | 3.79 |
| HUANCABAMBA | 36 | 3.74 |
| SAN MIGUEL DE EL FAIQUE | 8 | 3.72 |
| EL ALTO | 22 | 3.65 |
| JILILI | 2 | 3.64 |
| VEINTISÉIS DE OCTUBRE | 207 | 3.60 |
| LALAQUIZ | 6 | 3.59 |
| LA ARENA | 31 | 3.54 |

| Distrito de Residencia | Defunciones | Letalidad |
|-----------------------------|-------------|-------------|
| HUARMACA | 17 | 3.50 |
| MARCAVELICA | 36 | 3.45 |
| SAN JUAN DE BIGOTE | 10 | 3.40 |
| CANCHAQUE | 10 | 3.39 |
| EL TALLAN | 5 | 3.21 |
| CASTILLA | 253 | 3.12 |
| SALITRAL (Luciano Castillo) | 11 | 3.02 |
| BERNAL | 12 | 3.02 |
| SONDOR | 3 | 3.00 |
| MONTERO | 5 | 2.99 |
| MIGUEL CHECA | 15 | 2.99 |
| LA UNION | 37 | 2.86 |
| SONDORILLO | 3 | 2.83 |
| PAIMAS | 7 | 2.64 |
| SAPILICA | 5 | 2.54 |
| CATACAOS | 81 | 2.40 |
| VICE | 11 | 2.40 |
| LA BREA | 15 | 2.38 |
| PACAIPAMPA | 7 | 2.34 |
| SUYO | 7 | 2.24 |
| PARIÑAS | 157 | 2.08 |
| YAMANGO | 3 | 2.03 |
| BELLAVISTA DE LA UNION | 7 | 1.91 |
| CHALACO | 3 | 1.88 |
| FRIAS | 3 | 1.55 |
| AYABACA | 11 | 1.26 |
| LANCONES | 2 | 1.16 |
| SANTA CATALINA DE MOSSA | 1 | 1.06 |
| CRISTO NOS VALGA | 1 | 1.03 |
| EL CARMEN DE LA FRONTERA | 1 | 0.84 |
| Otros Departamentos | 25 | 3.92 |
| Departamento Piura | 3176 | 3.92 |

x100 habitantes

Defunciones Confirmados COVID-19 según grupo de edad Piura 2020-2021

| Según Grupo de Edad | Defunciones | % | Letalidad |
|-----------------------------|-------------|--------------|-------------|
| Niño(0-11años) | 25 | 0.008 | 0.61 |
| Joven(18-29años) | 35 | 0.011 | 0.19 |
| Adulto Mayor(60 años a mas) | 2274 | 0.716 | 16.52 |
| Adulto Joven(30-59años) | 835 | 0.263 | 2.01 |
| Adolescente(12-17años) | 7 | 0.002 | 0.23 |
| Total general | 3176 | 1.000 | 3.92 |
| FEMENINO | 1196 | | |
| MASCULINO | 1980 | | |



HOSPITALIZADOS COVID-19, PIURA- 2021

| ESTABLECIMIENTO DE SALUD | FECHA | INGRESOS | | HOSPITALIZADOS | | UCI | | ALTAS | |
|--|-----------|------------|----------|----------------|----------|-----------|----------|-------------|-----------|
| | | TOTALES | DEL DIA | TOTALES | DEL DIA | TOTALES | DEL DIA | TOTALES | DEL DIA |
| HOSPITAL III JOSE CAYETANO HEREDIA | 2/02/2021 | 70 | 0 | 75 | 0 | 64 | 0 | 0 | 0 |
| HOSPITAL SANTA ROSA | 2/02/2021 | 116 | 6 | 91 | 6 | 17 | 0 | 0 | 4 |
| HOSP. APOYO II SULLANA | 2/02/2021 | 20 | 1 | 66 | 1 | 8 | 0 | 0 | 3 |
| HOSPITAL LAS MERCEDES PAITA | 2/02/2021 | 40 | 0 | 60 | 0 | 0 | 0 | 0 | 0 |
| HOSPITAL I MIGUEL CRUZADO VERA - ESSALUD PAITA | 2/02/2021 | 2 | 0 | 4 | 0 | 0 | 0 | 0 | 0 |
| HOSPITAL ESSALUD TALARA | 2/02/2021 | 2 | 0 | 2 | 0 | 1 | 0 | 0 | 0 |
| HOSPITAL CHULUCANAS | 2/02/2021 | 42 | 1 | 59 | 1 | 0 | 0 | 0 | 3 |
| SANIDAD POLICIA NACIONAL PERU | 2/02/2021 | 1 | 0 | 1 | 0 | 0 | 0 | 0 | 0 |
| | | 328 | 8 | 384 | 8 | 90 | 0 | 4441 | 10 |

Los Datos del Hospital III Jose Cayetano Heredia incluye los AHT de la Yidenita