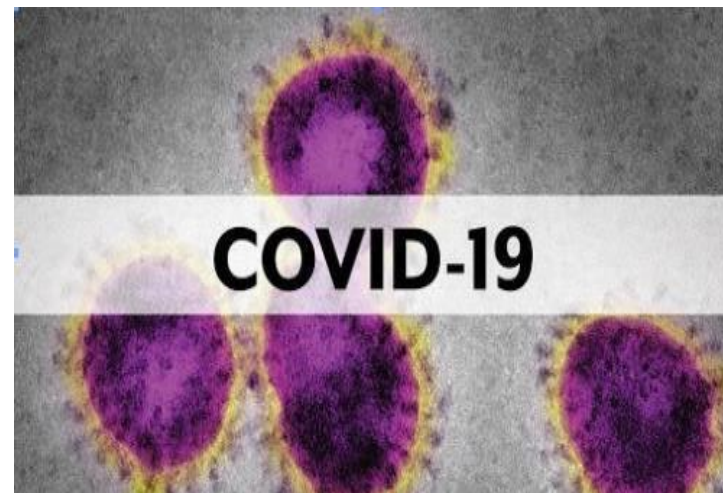


## Dirección Regional de Salud Piura Oficina de Epidemiología



# Sala de Situación Covid-19 en Piura

Semana Epidemiológica N.º 05 -2021  
( Al 04 de Febrero)



**68,311**

**¡PIURANOS VENCIERON  
EL CORONAVIRUS!**

*Ellos se encuentran en etapa de recuperación  
y aislamiento domiciliario; Asimismo se realiza  
seguimiento de su evolución.*

**ALTAS  
HOSPITALARIAS  
8,004**

**RECUPERADOS:  
EXTRAHOSPITALARIOS  
60,307**

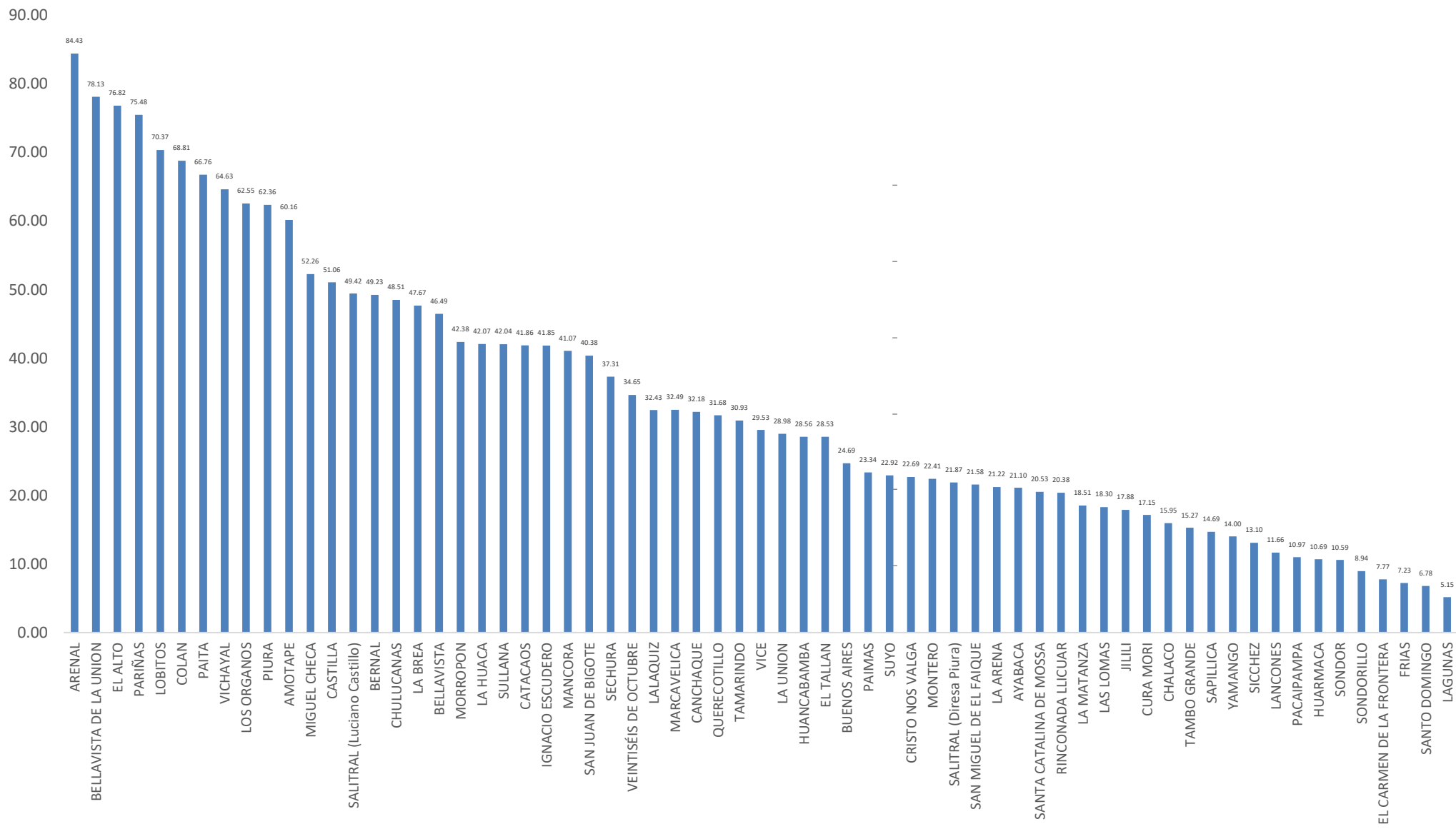
## Tasa de Incidencia Acumulada de Casos Confirmados de COVID-19 según distritos Piura 2020-2021

| Distrito Residencia         | T.I.A |
|-----------------------------|-------|
| ARENAL                      | 84.43 |
| BELLAVISTA DE LA UNION      | 78.13 |
| EL ALTO                     | 76.82 |
| PARIÑAS                     | 75.48 |
| LOBITOS                     | 70.37 |
| COLAN                       | 68.81 |
| PAITA                       | 66.76 |
| VICHAYAL                    | 64.63 |
| LOS ORGANOS                 | 62.55 |
| PIURA                       | 62.36 |
| AMOTAPE                     | 60.16 |
| MIGUEL CHECA                | 52.26 |
| CASTILLA                    | 51.06 |
| SALITRAL (Luciano Castillo) | 49.42 |
| BERNAL                      | 49.23 |
| CHULUCANAS                  | 48.51 |
| LA BREA                     | 47.67 |
| BELLAVISTA                  | 46.49 |
| MORROPON                    | 42.38 |
| LA HUACA                    | 42.07 |
| SULLANA                     | 42.04 |
| CATACAOS                    | 41.86 |
| IGNACIO ESCUDERO            | 41.85 |
| MANCORA                     | 41.07 |
| SAN JUAN DE BIGOTE          | 40.38 |
| SECHURA                     | 37.31 |
| VEINTISÉIS DE OCTUBRE       | 34.65 |
| LALAQUIZ                    | 32.43 |
| MARCAVELICA                 | 32.49 |
| CANCHAQUE                   | 32.18 |
| QUERECOTILLO                | 31.68 |
| TAMARINDO                   | 30.93 |
| VICE                        | 29.53 |

| Distrito Residencia       | T.I.A        |
|---------------------------|--------------|
| LA UNION                  | 28.98        |
| HUANCABAMBA               | 28.56        |
| EL TALLAN                 | 28.53        |
| BUENOS AIRES              | 24.69        |
| PAIMAS                    | 23.34        |
| SUYO                      | 22.92        |
| CRISTO NOS VALGA          | 22.69        |
| MONTERO                   | 22.41        |
| SALITRAL (Diresa Piura)   | 21.87        |
| SAN MIGUEL DE EL FAIQUE   | 21.58        |
| LA ARENA                  | 21.22        |
| AYABACA                   | 21.10        |
| SANTA CATALINA DE MOSSA   | 20.53        |
| RINCONADA LLICUAR         | 20.38        |
| LA MATANZA                | 18.51        |
| LAS LOMAS                 | 18.30        |
| JILILI                    | 17.88        |
| CURA MORI                 | 17.15        |
| CHALACO                   | 15.95        |
| TAMBO GRANDE              | 15.27        |
| SAPILLICA                 | 14.69        |
| YAMANGO                   | 14.00        |
| SICCHEZ                   | 13.10        |
| LANCONES                  | 11.66        |
| PACAIPAMPA                | 10.97        |
| HUARMACA                  | 10.69        |
| SONDOR                    | 10.59        |
| SONDORILLO                | 8.94         |
| EL CARMEN DE LA FRONTERA  | 7.77         |
| FRIAS                     | 7.23         |
| SANTO DOMINGO             | 6.78         |
| LAGUNAS                   | 5.15         |
| <b>Departamento Piura</b> | <b>39.77</b> |

**x1000 habitantes**

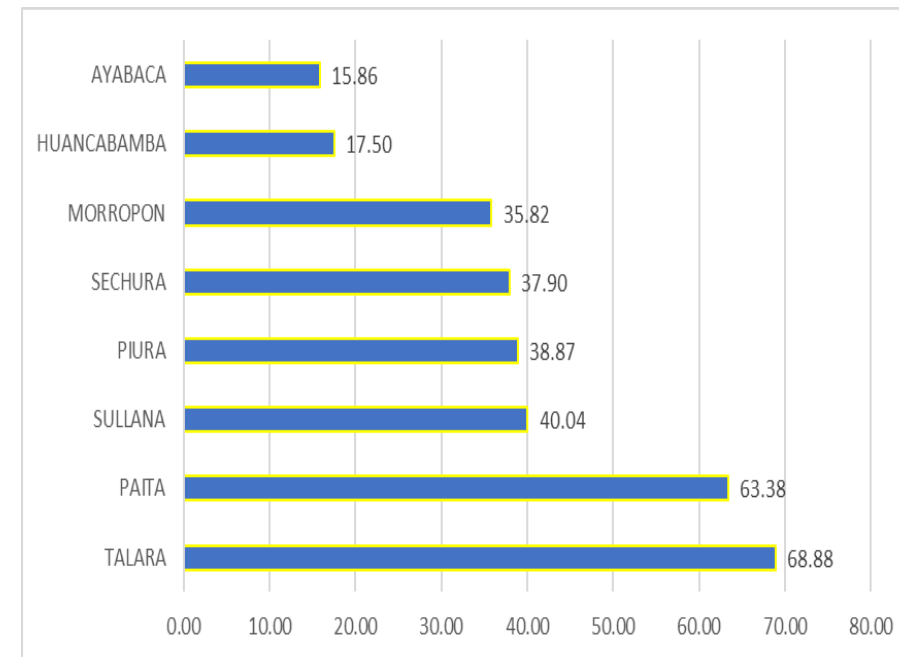
# Tasa de Incidencia Acumulada de Casos Confirmados de COVID-19 según distritos Piura 2020-2021



## Tasa de Incidencia Acumulada de casos confirmados de COVID-19 según provincias Piura – 2020-2021

| PROVINCIA                 | T.I.A        |
|---------------------------|--------------|
| TALARA                    | 68.88        |
| PAITA                     | 63.38        |
| SULLANA                   | 40.04        |
| PIURA                     | 38.87        |
| SECHURA                   | 37.90        |
| MORROPON                  | 35.82        |
| HUANCABAMBA               | 17.50        |
| AYABACA                   | 15.86        |
| <b>Departamento Piura</b> | <b>39.77</b> |

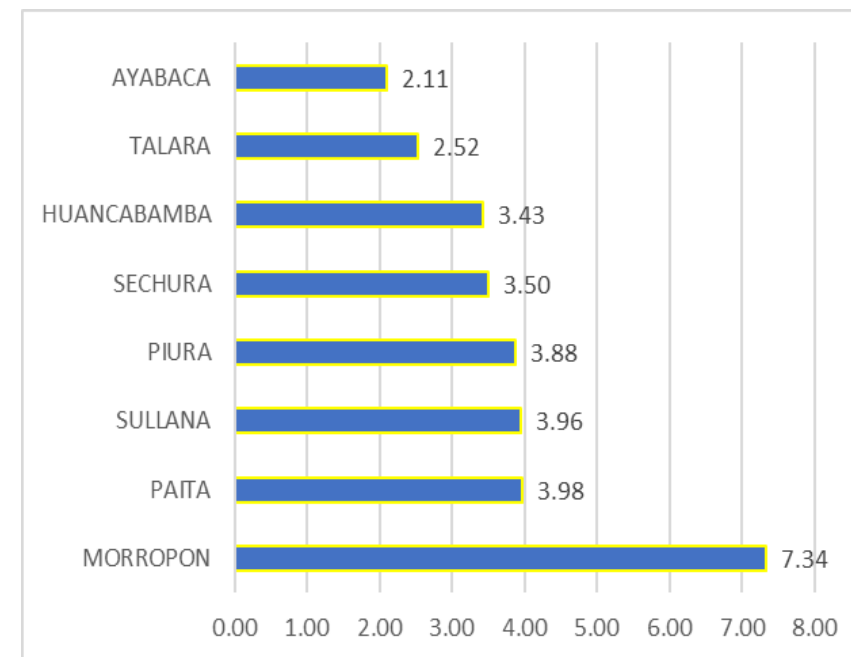
x1000 habitantes



## Letalidad de Casos Confirmados de COVID-19 según Provincias Piura 2020-2021

| Provincia            | Letalidad   |
|----------------------|-------------|
| MORROPON             | 7.34        |
| PAITA                | 3.98        |
| SULLANA              | 3.96        |
| PIURA                | 3.88        |
| SECHURA              | 3.50        |
| HUANCABAMBA          | 3.43        |
| TALARA               | 2.52        |
| AYABACA              | 2.11        |
| Otros Departamentos  | 3.90        |
| <b>Total general</b> | <b>3.91</b> |

**x100 habitantes**



## Porcentaje de positividad de muestras procesadas por COVID-19 según distritos Piura – 2020 - 2021\*

| Distrito Residencia         | Pruebas Positivas | Pruebas Negativas | Total de Pruebas | %     |
|-----------------------------|-------------------|-------------------|------------------|-------|
| PARIÑAS                     | 7554              | 1187              | 8741             | 86.42 |
| PAITA                       | 6870              | 1838              | 8708             | 78.89 |
| SULLANA                     | 8270              | 2612              | 10882            | 76.00 |
| BELLAVISTA                  | 1972              | 865               | 2837             | 69.51 |
| CHULUCANAS                  | 4116              | 1856              | 5972             | 68.92 |
| CATACAOS                    | 3376              | 1664              | 5040             | 66.98 |
| MARCAVELICA                 | 1046              | 639               | 1685             | 62.08 |
| IGNACIO ESCUDERO            | 932               | 599               | 1531             | 60.88 |
| COLAN                       | 954               | 696               | 1650             | 57.82 |
| VEINTISÉIS DE OCTUBRE       | 5796              | 4265              | 10061            | 57.61 |
| QUERECOTILLO                | 893               | 675               | 1568             | 56.95 |
| LOS ORGANOS                 | 657               | 558               | 1215             | 54.07 |
| PIURA                       | 10509             | 8945              | 19454            | 54.02 |
| HUANCABAMBA                 | 963               | 840               | 1803             | 53.41 |
| TAMBO GRANDE                | 2013              | 1835              | 3848             | 52.31 |
| EL ALTO                     | 603               | 554               | 1157             | 52.12 |
| CASTILLA                    | 8131              | 7473              | 15604            | 52.11 |
| AYABACA                     | 896               | 839               | 1735             | 51.64 |
| LA BREA                     | 630               | 599               | 1229             | 51.26 |
| MANCORA                     | 590               | 569               | 1159             | 50.91 |
| LA ARENA                    | 882               | 861               | 1743             | 50.60 |
| LA HUACA                    | 549               | 546               | 1095             | 50.14 |
| HUARMACA                    | 486               | 507               | 993              | 48.94 |
| MIGUEL CHECA                | 502               | 533               | 1035             | 48.50 |
| LAS LOMAS                   | 543               | 631               | 1174             | 46.25 |
| LA UNION                    | 1300              | 1563              | 2863             | 45.41 |
| SALITRAL (Luciano Castillo) | 368               | 496               | 864              | 42.59 |
| VICHAYAL                    | 344               | 475               | 819              | 42.00 |
| BERNAL                      | 398               | 550               | 948              | 41.98 |
| MORROPON                    | 667               | 976               | 1643             | 40.60 |
| PACAIPAMPA                  | 299               | 442               | 741              | 40.35 |
| SECHURA                     | 1768              | 2655              | 4423             | 39.97 |
| BELLAVISTA DE LA UNION      | 374               | 628               | 1002             | 37.33 |

| Distrito Residencia        | Pruebas Positivas | Pruebas Negativas | Total de Pruebas | %            |
|----------------------------|-------------------|-------------------|------------------|--------------|
| SAN JUAN DE BIGOTE         | 295               | 506               | 801              | 36.83        |
| CANCHAQUE                  | 295               | 533               | 828              | 35.63        |
| PAIMAS                     | 266               | 483               | 749              | 35.51        |
| VICE                       | 459               | 931               | 1390             | 33.02        |
| FRIAS                      | 193               | 434               | 627              | 30.78        |
| SAPILLICA                  | 197               | 446               | 643              | 30.64        |
| BUENOS AIRES               | 221               | 504               | 725              | 30.48        |
| CURA MORI                  | 353               | 811               | 1164             | 30.33        |
| LA MATANZA                 | 262               | 609               | 871              | 30.08        |
| SALITRAL (Diresa Piura)    | 205               | 512               | 717              | 28.59        |
| SAN MIGUEL DE EL FAIQUE    | 215               | 537               | 752              | 28.59        |
| LANCONES                   | 172               | 433               | 605              | 28.43        |
| TAMARINDO                  | 158               | 404               | 562              | 28.11        |
| AMOTAPE                    | 156               | 417               | 573              | 27.23        |
| YAMANGO                    | 149               | 410               | 559              | 26.65        |
| CHALACO                    | 160               | 461               | 621              | 25.76        |
| MONTERO                    | 167               | 487               | 654              | 25.54        |
| SUYO                       | 312               | 947               | 1259             | 24.78        |
| LALQUIZ                    | 167               | 507               | 674              | 24.78        |
| LOBITOS                    | 128               | 435               | 563              | 22.74        |
| EL CARMEN DE LA FRONTERA   | 119               | 415               | 534              | 22.28        |
| EL TALLAN                  | 156               | 641               | 797              | 19.57        |
| SONDOR                     | 100               | 414               | 514              | 19.46        |
| SONDORILLO                 | 106               | 445               | 551              | 19.24        |
| ARENAL                     | 96                | 427               | 523              | 18.36        |
| SANTA CATALINA DE MOSSA    | 94                | 471               | 565              | 16.64        |
| CRISTO NOS VALGA           | 97                | 569               | 666              | 14.56        |
| RINCONADA LLICUAR          | 71                | 457               | 528              | 13.45        |
| JILILI                     | 55                | 418               | 473              | 11.63        |
| SANTO DOMINGO              | 55                | 431               | 486              | 11.32        |
| LAGUNAS                    | 41                | 396               | 437              | 9.38         |
| SICCHEZ                    | 28                | 399               | 427              | 6.56         |
| <b>Otros Departamentos</b> | 641               | 763               | 1404             | 45.66        |
| <b>Total general</b>       | <b>81440</b>      | <b>67024</b>      | <b>148464</b>    | <b>54.86</b> |

# Letalidad de Casos Confirmados de COVID-19 según distritos Piura 2020-2021

| Distrito de Residencia  | Letalidad | Distrito de Residencia      | Letalidad   |
|-------------------------|-----------|-----------------------------|-------------|
| LA MATANZA              | 10.31     | MARCAVELICA                 | 3.44        |
| CHULUCANAS              | 8.62      | CANCHAQUE                   | 3.39        |
| BUENOS AIRES            | 8.60      | SAN JUAN DE BIGOTE          | 3.39        |
| SICCHEZ                 | 7.14      | EL TALLAN                   | 3.21        |
| LAS LOMAS               | 6.26      | MIGUEL CHECA                | 3.19        |
| MANCORA                 | 5.76      | CASTILLA                    | 3.11        |
| TAMBO GRANDE            | 5.71      | BERNAL                      | 3.02        |
| RINCONADA LLICUAR       | 5.63      | SONDOR                      | 3.00        |
| SALITRAL (Diresa Piura) | 5.37      | MONTERO                     | 2.99        |
| PIURA                   | 4.78      | SALITRAL (Luciano Castillo) | 2.99        |
| BELLAVISTA              | 4.61      | LA UNION                    | 2.92        |
| AMOTAPE                 | 4.49      | SONDORILLO                  | 2.83        |
| TAMARINDO               | 4.43      | PAIMAS                      | 2.63        |
| SECHURA                 | 4.30      | SUYO                        | 2.56        |
| MORROPON                | 4.20      | SAPILICA                    | 2.54        |
| LA HUACA                | 4.19      | LAGUNAS                     | 2.44        |
| IGNACIO ESCUDERO        | 4.18      | CATACAOS                    | 2.43        |
| QUERECOTILLO            | 4.14      | VICE                        | 2.40        |
| VICHAYAL                | 4.07      | PACAIPAMPA                  | 2.34        |
| PAITA                   | 4.00      | LA BREA                     | 2.22        |
| SULLANA                 | 3.97      | PARIÑAS                     | 2.08        |
| CURA MORI               | 3.97      | YAMANGO                     | 2.01        |
| LOBITOS                 | 3.91      | CHALACO                     | 1.88        |
| COLAN                   | 3.88      | BELLAVISTA DE LA UNION      | 1.87        |
| LOS ORGANOS             | 3.81      | FRIAS                       | 1.55        |
| HUANCABAMBA             | 3.74      | AYABACA                     | 1.34        |
| SAN MIGUEL DE EL FAIQUE | 3.72      | LANCONES                    | 1.16        |
| EL ALTO                 | 3.65      | SANTA CATALINA DE MOS       | 1.06        |
| JILILI                  | 3.64      | CRISTO NOS VALGA            | 1.03        |
| LALAQUIZ                | 3.59      | EL CARMEN DE LA FRONTE      | 0.84        |
| VEINTISÉIS DE OCTUBRE   | 3.59      | Otros Departamentos         | 3.90        |
| LA ARENA                | 3.51      | <b>Departamento Piura</b>   | <b>3.91</b> |
| HUARMACA                | 3.50      |                             |             |

**x100 habitantes**

Fuente: DIRESA PIURA/OEPI. (\*) SE 05 - 2021 (al 04/02/2021)

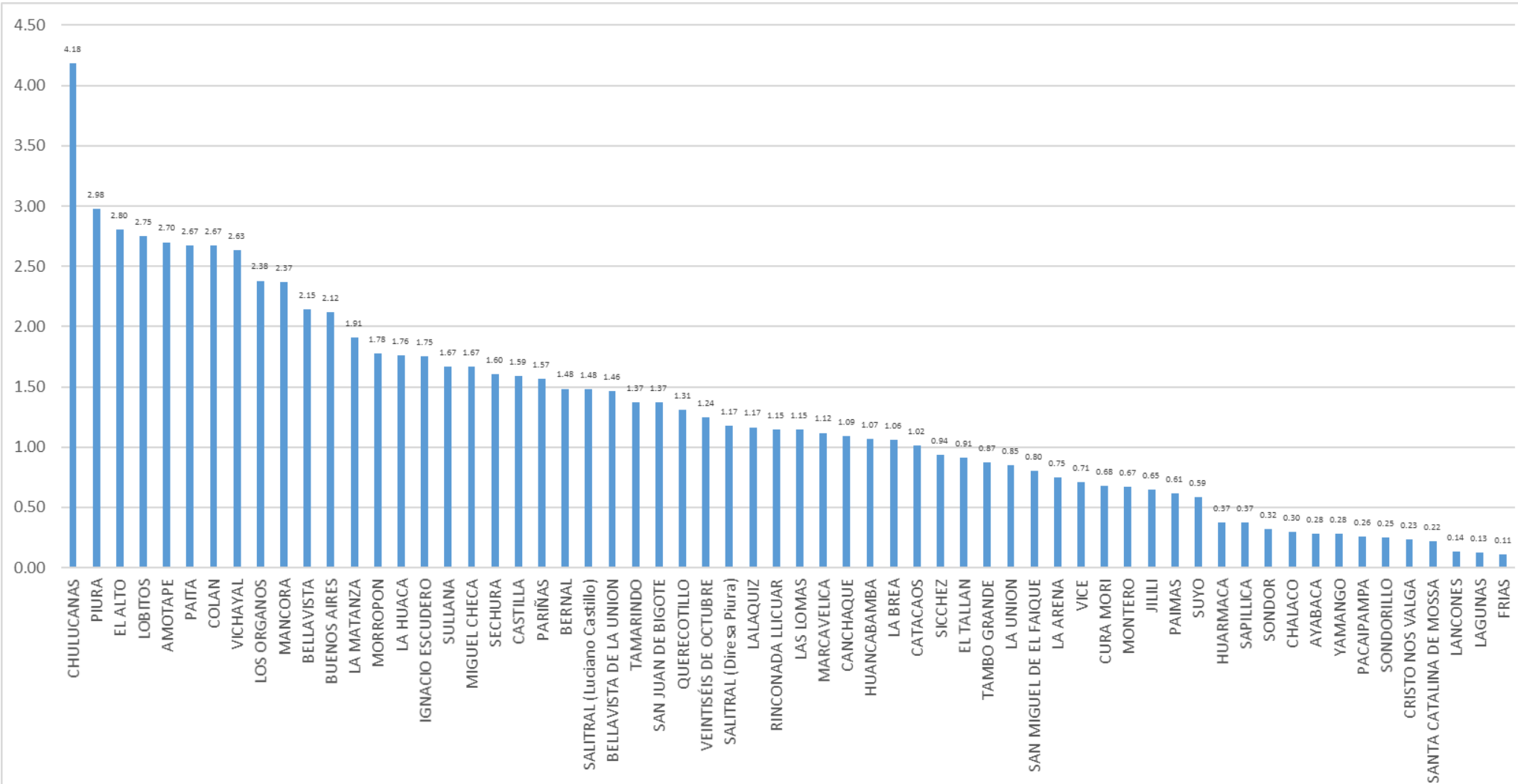


## Tasa de Mortalidad de COVID-19 según distritos Piura 2020-2021

| <b>Distrito de Residencia</b> | <b>Mortalidad</b> | <b>Distrito de Residencia</b> | <b>Mortalidad</b> |
|-------------------------------|-------------------|-------------------------------|-------------------|
| CHULUCANAS                    | 4.18              | CANCHAQUE                     | 1.09              |
| PIURA                         | 2.98              | HUANCABAMBA                   | 1.07              |
| EL ALTO                       | 2.80              | LA BREA                       | 1.06              |
| LOBITOS                       | 2.75              | CATACAOS                      | 1.02              |
| AMOTAPE                       | 2.70              | SICCHEZ                       | 0.94              |
| PAITA                         | 2.67              | EL TALLAN                     | 0.91              |
| COLAN                         | 2.67              | TAMBO GRANDE                  | 0.87              |
| VICHAYAL                      | 2.63              | LA UNION                      | 0.85              |
| LOS ORGANOS                   | 2.38              | SAN MIGUEL DE EL FAIQUE       | 0.80              |
| MANCORA                       | 2.37              | LA ARENA                      | 0.75              |
| BELLAVISTA                    | 2.15              | VICE                          | 0.71              |
| BUENOS AIRES                  | 2.12              | CURA MORI                     | 0.68              |
| LA MATANZA                    | 1.91              | MONTERO                       | 0.67              |
| MORROPON                      | 1.78              | JILILI                        | 0.65              |
| LA HUACA                      | 1.76              | PAIMAS                        | 0.61              |
| IGNACIO ESCUDERO              | 1.75              | SUYO                          | 0.59              |
| SULLANA                       | 1.67              | HUARMACA                      | 0.37              |
| MIGUEL CHECA                  | 1.67              | SAPILLICA                     | 0.37              |
| SECHURA                       | 1.60              | SONDOR                        | 0.32              |
| CASTILLA                      | 1.59              | CHALACO                       | 0.30              |
| PARIÑAS                       | 1.57              | AYABACA                       | 0.28              |
| BERNAL                        | 1.48              | YAMANGO                       | 0.28              |
| SALITRAL (Luciano Castillo)   | 1.48              | PACAIPAMPA                    | 0.26              |
| BELLAVISTA DE LA UNION        | 1.46              | SONDORILLO                    | 0.25              |
| TAMARINDO                     | 1.37              | CRISTO NOS VALGA              | 0.23              |
| SAN JUAN DE BIGOTE            | 1.37              | SANTA CATALINA DE MOS         | 0.22              |
| QUERECOTILLO                  | 1.31              | LANCONES                      | 0.14              |
| VEINTISÉIS DE OCTUBRE         | 1.24              | LAGUNAS                       | 0.13              |
| SALITRAL (Diresa Piura)       | 1.17              | FRIAS                         | 0.11              |
| LALAQUIZ                      | 1.17              | EL CARMEN DE LA FRONTE        | 0.07              |
| RINCONADA LLICUAR             | 1.15              |                               |                   |
| LAS LOMAS                     | 1.15              |                               |                   |
| MARCAVELICA                   | 1.12              |                               |                   |
|                               |                   | <b>Departamento Piura</b>     | <b>1.56</b>       |

**x1000 habitantes**

# Tasa de Mortalidad de Casos Confirmados de COVID-19 según distritos Piura 2020-2021



# Casos Confirmados COVID-19 según distritos - Piura 2020-2021

| Distrito Residencia         | Sintomáticos | Asintomáticos | Casos Confirmados | %     |
|-----------------------------|--------------|---------------|-------------------|-------|
| PIURA                       | 6149         | 4360          | 10509             | 12.90 |
| SULLANA                     | 5572         | 2698          | 8270              | 10.15 |
| CASTILLA                    | 4797         | 3334          | 8131              | 9.98  |
| PARIÑAS                     | 3010         | 4544          | 7554              | 9.28  |
| PAITA                       | 4006         | 2864          | 6870              | 8.44  |
| VEINTISÉIS DE OCTUBRE       | 3333         | 2463          | 5796              | 7.12  |
| CHULUCANAS                  | 2637         | 1479          | 4116              | 5.05  |
| CATACAOS                    | 1668         | 1708          | 3376              | 4.15  |
| TAMBO GRANDE                | 1490         | 523           | 2013              | 2.47  |
| BELLAVISTA                  | 1296         | 676           | 1972              | 2.42  |
| SECHURA                     | 759          | 1009          | 1768              | 2.17  |
| LA UNION                    | 659          | 641           | 1300              | 1.60  |
| MARCAVELICA                 | 760          | 286           | 1046              | 1.28  |
| HUANCA BAMBAMBA             | 371          | 592           | 963               | 1.18  |
| COLAN                       | 785          | 169           | 954               | 1.17  |
| IGNACIO ESCUDERO            | 763          | 169           | 932               | 1.14  |
| AYABACA                     | 472          | 424           | 896               | 1.10  |
| QUERECOTILLO                | 663          | 230           | 893               | 1.10  |
| LA ARENA                    | 544          | 338           | 882               | 1.08  |
| MORROPON                    | 338          | 329           | 667               | 0.82  |
| LOS ORGANOS                 | 502          | 155           | 657               | 0.81  |
| LA BREA                     | 340          | 290           | 630               | 0.77  |
| EL ALTO                     | 346          | 257           | 603               | 0.74  |
| MANCORA                     | 448          | 142           | 590               | 0.72  |
| LA HUACA                    | 462          | 87            | 549               | 0.67  |
| LAS LOMAS                   | 346          | 197           | 543               | 0.67  |
| MIGUEL CHECA                | 384          | 118           | 502               | 0.62  |
| HUARMACA                    | 138          | 348           | 486               | 0.60  |
| VICE                        | 175          | 284           | 459               | 0.56  |
| BERNAL                      | 195          | 203           | 398               | 0.49  |
| BELLAVISTA DE LA UNION      | 193          | 181           | 374               | 0.46  |
| SALITRAL (Luciano Castillo) | 258          | 110           | 368               | 0.45  |
| CURA MORI                   | 181          | 172           | 353               | 0.43  |

| Distrito Residencia      | Sintomáticos | Asintomáticos | Casos Confirmados | %             |
|--------------------------|--------------|---------------|-------------------|---------------|
| VICHAYAL                 | 190          | 154           | 344               | 0.42          |
| SUYO                     | 211          | 101           | 312               | 0.38          |
| PACAIPAMPA               | 153          | 146           | 299               | 0.37          |
| CANCHAQUE                | 181          | 114           | 295               | 0.36          |
| SAN JUAN DE BIGOTE       | 160          | 135           | 295               | 0.36          |
| PAIMAS                   | 209          | 57            | 266               | 0.33          |
| LA MATANZA               | 140          | 122           | 262               | 0.32          |
| BUENOS AIRES             | 100          | 121           | 221               | 0.27          |
| SAN MIGUEL DE EL FAIQUE  | 83           | 132           | 215               | 0.26          |
| SALITRAL (Diresa Piura)  | 96           | 109           | 205               | 0.25          |
| SAPILLICA                | 124          | 73            | 197               | 0.24          |
| FRIAS                    | 80           | 113           | 193               | 0.24          |
| LANCONES                 | 110          | 62            | 172               | 0.21          |
| LALAQUIZ                 | 91           | 76            | 167               | 0.21          |
| MONTERO                  | 89           | 78            | 167               | 0.21          |
| CHALACO                  | 40           | 120           | 160               | 0.20          |
| TAMARINDO                | 126          | 32            | 158               | 0.19          |
| AMOTAPE                  | 151          | 5             | 156               | 0.19          |
| EL TALLAN                | 138          | 18            | 156               | 0.19          |
| YAMANGO                  | 59           | 90            | 149               | 0.18          |
| LOBITOS                  | 74           | 54            | 128               | 0.16          |
| EL CARMEN DE LA FRONTERA | 43           | 76            | 119               | 0.15          |
| SONDORILLO               | 34           | 72            | 106               | 0.13          |
| SONDOR                   | 63           | 37            | 100               | 0.12          |
| CRISTO NOS VALGA         | 38           | 59            | 97                | 0.12          |
| ARENAL                   | 47           | 49            | 96                | 0.12          |
| SANTA CATALINA DE MOSSA  | 18           | 76            | 94                | 0.12          |
| RINCONADA LLICUAR        | 44           | 27            | 71                | 0.09          |
| JILILI                   | 23           | 32            | 55                | 0.07          |
| SANTO DOMINGO            | 19           | 36            | 55                | 0.07          |
| LAGUNAS                  | 25           | 16            | 41                | 0.05          |
| SICCHEZ                  | 15           | 13            | 28                | 0.03          |
| Otros Departamentos      | 261          | 380           | 641               | 0.79          |
| <b>Total general</b>     | <b>47275</b> | <b>34165</b>  | <b>81440</b>      | <b>100.00</b> |

## Defunciones Confirmados COVID-19 según distritos - Piura 2020-2021

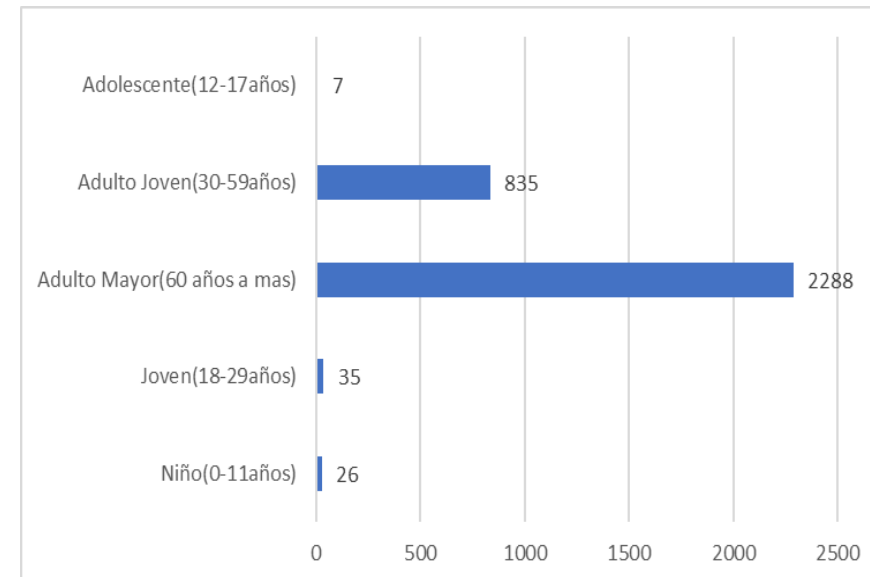
| Distrito de Residencia  | Defunciones | Letalidad |
|-------------------------|-------------|-----------|
| LA MATANZA              | 27          | 10.31     |
| CHULUCANAS              | 355         | 8.62      |
| BUENOS AIRES            | 19          | 8.60      |
| SICCHEZ                 | 2           | 7.14      |
| LAS LOMAS               | 34          | 6.26      |
| MANCORA                 | 34          | 5.76      |
| TAMBO GRANDE            | 115         | 5.71      |
| RINCONADA LLICUAR       | 4           | 5.63      |
| SALITRAL (Diresa Piura) | 11          | 5.37      |
| PIURA                   | 502         | 4.78      |
| BELLAVISTA              | 91          | 4.61      |
| AMOTAPE                 | 7           | 4.49      |
| TAMARINDO               | 7           | 4.43      |
| SECHURA                 | 76          | 4.30      |
| MORROPON                | 28          | 4.20      |
| LA HUACA                | 23          | 4.19      |
| IGNACIO ESCUDERO        | 39          | 4.18      |
| QUERECOTILLO            | 37          | 4.14      |
| VICHAYAL                | 14          | 4.07      |
| PAITA                   | 275         | 4.00      |
| SULLANA                 | 328         | 3.97      |
| CURA MORI               | 14          | 3.97      |
| LOBITOS                 | 5           | 3.91      |
| COLAN                   | 37          | 3.88      |
| LOS ORGANOS             | 25          | 3.81      |
| HUANCABAMBA             | 36          | 3.74      |
| SAN MIGUEL DE EL FAIQUE | 8           | 3.72      |
| EL ALTO                 | 22          | 3.65      |
| JILILI                  | 2           | 3.64      |
| LALAQUIZ                | 6           | 3.59      |
| VEINTISÉIS DE OCTUBRE   | 208         | 3.59      |
| LA ARENA                | 31          | 3.51      |

| Distrito de Residencia      | Defunciones | Letalidad   |
|-----------------------------|-------------|-------------|
| HUARMACA                    | 17          | 3.50        |
| MARCAVELICA                 | 36          | 3.44        |
| SAN JUAN DE BIGOTE          | 10          | 3.39        |
| CANCHAQUE                   | 10          | 3.39        |
| EL TALLAN                   | 5           | 3.21        |
| MIGUEL CHECA                | 16          | 3.19        |
| CASTILLA                    | 253         | 3.11        |
| BERNAL                      | 12          | 3.02        |
| SONDOR                      | 3           | 3.00        |
| MONTERO                     | 5           | 2.99        |
| SALITRAL (Luciano Castillo) | 11          | 2.99        |
| LA UNION                    | 38          | 2.92        |
| SONDORILLO                  | 3           | 2.83        |
| PAIMAS                      | 7           | 2.63        |
| SUYO                        | 8           | 2.56        |
| SAPILICA                    | 5           | 2.54        |
| LAGUNAS                     | 1           | 2.44        |
| CATACAOS                    | 82          | 2.43        |
| VICE                        | 11          | 2.40        |
| PACAIPAMPA                  | 7           | 2.34        |
| LA BREA                     | 14          | 2.22        |
| PARIÑAS                     | 157         | 2.08        |
| YAMANGO                     | 3           | 2.01        |
| CHALACO                     | 3           | 1.88        |
| BELLAVISTA DE LA UNION      | 7           | 1.87        |
| FRIAS                       | 3           | 1.55        |
| AYABACA                     | 12          | 1.34        |
| LANCONES                    | 2           | 1.16        |
| SANTA CATALINA DE MOSSA     | 1           | 1.06        |
| CRISTO NOS VALGA            | 1           | 1.03        |
| EL CARMEN DE LA FRONTERA    | 1           | 0.84        |
| Otros Departamentos         | 25          | 3.90        |
| <b>Departamento Piura</b>   | <b>3191</b> | <b>3.91</b> |

x100 habitantes

## Defunciones Confirmados COVID-19 según grupo de edad Piura 2020-2021

| Según Grupo de Edad         | Defunciones | %            | Letalidad   |
|-----------------------------|-------------|--------------|-------------|
| Niño(0-11años)              | 26          | 0.008        | 0.64        |
| Joven(18-29años)            | 35          | 0.011        | 0.19        |
| Adulto Mayor(60 años a mas) | 2288        | 0.717        | 16.58       |
| Adulto Joven(30-59años)     | 835         | 0.262        | 2.00        |
| Adolescente(12-17años)      | 7           | 0.002        | 0.23        |
| <b>Total general</b>        | <b>3191</b> | <b>1.000</b> | <b>3.91</b> |
| FEMENINO                    | 1203        |              |             |
| MASCULINO                   | 1988        |              |             |



# Resumen de Variables Covid-19 – 2020-2021

| <b>TASA Y N° DE CASOS</b>                      | <b>SALA COVID 19 CONSOLIDADO 2020 (03/01/2021)</b> | <b>SALA COVID 19 CONSOLIDADO 2021 (Hasta el 03/02/2021)</b> |
|--|--|---|
|  | <b>AÑO 2020</b>                                    | <b>AÑO 2021</b>   |
| <b>LETALIDAD DE CASOS CONFIRMADOS</b>          | <b>3,73</b>  | <b>3,91</b>   |
| <b>TASA DE MORTALIDAD</b>                      | <b>14,1</b>  | <b>15,6</b>   |
| <b>TASA DE INCIDENCIA DE CASOS CONFIRMADOS</b> | <b>37,77</b>                                       | <b>39,77</b>  |
| <b>NUMERO DE CASOS CONFIRMADOS</b>             | <b>77,970</b>                                      | <b>81,440</b>   |
| <b>NUMERO DE CASOS FALLECIDOS</b>              | <b>2,905</b>                                       | <b>3,191</b>  |
| <b>NUMERO DE CASOS RECUPERADOS</b>             | <b>54,576</b>                                      | <b>60,307</b>   |
| <b>PIURANOS QUE VENCIERON EL CORONAVIRUS</b>   | <b>62,305</b>                                      | <b>68,311</b>   |
| <b>NUMERO DE ALTAS HOSPITALARIAS</b>           | <b>7,747</b>                                       | <b>8,004</b>  |

# HOSPITALIZADOS COVID-19, PIURA- 2021

| ESTABLECIMIENTO DE SALUD                       | FECHA     | INGRESOS   |          | HOSPITALIZADOS  |                 | UCI             |                 | ALTAS       |           |
|--|-----------|------------|----------|-----------------|-----------------|-----------------|-----------------|-------------|-----------|
|  |           | TOTALES    | DEL DIA  | TOTALES DEL DIA | TOTALES DEL DIA | TOTALES DEL DIA | TOTALES DEL DIA |             |           |
| HOSPITAL III JOSE CAYETANO HEREDIA             | 4/02/2021 | 70         | 0        | 75              | 0               | 64              | 0               | 0           | 0         |
| HOSPITAL SANTA ROSA                            | 4/02/2021 | 116        | 5        | 91              | 2               | 17              | 0               | 0           | 6         |
| HOSP. APOYO II SULLANA                         | 4/02/2021 | 20         | 0        | 66              | 6               | 8               | 0               | 0           | 11        |
| HOSPITAL LAS MERCEDES PAITA                    | 4/02/2021 | 48         | 2        | 63              | 7               | 0               | 0               | 0           | 0         |
| HOSPITAL I MIGUEL CRUZADO VERA - ESSALUD PAITA | 4/02/2021 | 2          | 0        | 4               | 0               | 0               | 0               | 0           | 0         |
| HOSPITAL ESSALUD TALARA                        | 4/02/2021 | 2          | 0        | 2               | 0               | 1               | 0               | 0           | 0         |
| HOSPITAL CHULUCANAS                            | 4/02/2021 | 42         | 0        | 59              | 0               | 0               | 0               | 0           | 5         |
| SANIDAD POLICIA NACIONAL PERU                  | 4/02/2021 | 1          | 0        | 1               | 0               | 0               | 0               | 0           | 0         |
|  |           | <b>348</b> | <b>7</b> | <b>404</b>      | <b>15</b>       | <b>90</b>       | <b>0</b>        | <b>4471</b> | <b>22</b> |

Los Datos del Hospital III Jose Cayetano Heredia incluye los AHT de la Yidenita